

# PINWOODFER

**Copyright © 2019-2023 SubDude Audio LLC, Idaho, USA. All Rights Reserved. Reproduction, transmission or redistribution of this document or its contents without written permission is prohibited.**

**Take your time, follow the instructions, relax, and enjoy yourself!**

**WARNINGS: Perform installation with your pinball machine turned off and unplugged from AC power.**



## **PinWoofer Spike-2**

**6-pin Versus 7-pin CN5 Header**

# Spike-2 CN5 Progression

- The table shows the progression of the Spike-2 CPU Node Board Header CN5 and its transition from 6-pin to 7-pin.
- Titles through Iron Maiden Legacy of the Beast LE have a 6-pin CN5 header on the CPU Node Board as shown.
- 6-pin will be referred to as “Early Spike-2”.
- 7-pin will be referred to as “Late Spike-2”.
- There are exceptions within Iron Maiden.
- Deadpool and later titles appear to be stable and use the 7-pin header.
- Custom titles like Primus, Heavy Metal, etc. deviate from the general chronology shown.


Release Date	Title	CN5 Pin Count
2016-12	Batman (66 Limited Edition)	6-pin
2016-12	Batman (66 Premium)	6-pin
2016-12	Batman (66 Super Limited Edition)	6-pin
2017-02	Aerosmith (Pro)	6-pin
2017-03	Aerosmith (Limited Edition)	6-pin
2017-04	Aerosmith (Premium)	6-pin
2017-06	Star Wars (Pro)	6-pin
2017-08	Star Wars (Premium)	6-pin
2017-08	Star Wars Limited Edition	6-pin
2017-11	Guardians of the Galaxy (Pro)	6-pin
2017-12	Guardians of the Galaxy (Premium)	6-pin
2017-12	Guardians of the Galaxy Limited Edition	6-pin
2018-03	Iron Maiden Legacy Of The Beast (Pro)	mixed
2018-04	Iron Maiden Legacy Of The Beast (Limited Edition)	mixed
2018-05	Iron Maiden Legacy Of The Beast (Premium)	7-pin
2018-08	Deadpool (Pro)	7-pin
2018-09	Deadpool (Limited Edition)	7-pin
2018-09	Deadpool (Premium)	7-pin
2018-11	The Beatles (Diamond Edition)	7-pin
2018-11	The Beatles (Gold Edition)	7-pin
2018-11	The Beatles (Platinum Edition)	7-pin
2019-01	The Munsters (Pro)	7-pin
2019-02	The Munsters Limited Edition	7-pin
2019-03	The Munsters (Premium)	7-pin
2019-04	Black Knight Sword of Rage (Pro)	7-pin
2019-05	Black Knight Sword of Rage (Limited Edition)	7-pin
2019-05	Black Knight Sword of Rage (Premium)	7-pin

**All Future Spike-2 Titles have 7-pin**

**PINWOOFER**

# Spike-2 Early CN5 Header 1:2


Shown is the early Spike-2 6-pin CN5 Header.



## Spike-2 Early CN5 Header 2:2

When plugging the PinWoofers Line Out 7-pin Wiring Harness to the early Spike-2 CN5 Header:

1. Note the circled registration tabs on the 7-pin connector.
2. The connector pin-7 “over-hangs” the CN5 header topmost pin.
3. Do not overlap the 7-pin connector to plug into the topmost pin of the CN3 Header (CN3 is located below CN5).
4. Wire color may vary.




**PINWOOFER**



# Spike-2 Late CN5 Header 1:2

Shown is the late Spike-2 7-pin CN5 Header.




**PINWOOFER**

## Spike-2 Late CN5 Header 2:2

When plugging the PinWoofers Line Out 7-pin  
Wiring Harness to the late Spike-2 CN5  
Header:

1. Note the circled registration tabs on the 7-pin connector.
2. All 7 connector pins will align to the corresponding pin on the 7-pin Header.
3. Connect as shown. Wire color may vary.



**PINWOOFER**



**You now understand the difference between the Spike-2  
6-pin and 7-pin CN5 Header**